

Syracuse Thunderbirds Aero Radio Society



Plane Propwash



November 2018

Charter 473

The Next General Meeting will be January 9th, at 7:00 at Walts Hobby Town.

2019 Officers

[Paul Volcko, President](#)

[Phil Knapp, Vice President](#)

[Herb Moore, Treasurer](#)

[Jeff Wolsley, Secretary](#)

[Peter Seiffert, Safety Officer](#)

Directors:

Peter Seiffert, 2007-08

Herb Moore, 2014

Phil Morgan *2011-2013

Ken Kadish 2015-2018

Volunteer Staff:

[Jeff Wolsley, Propwash Editor](#)

[Michael Graham, SYG Administrator/Club Historian](#)

[Paul Volcko, Webmaster](#)

[Bill Whittaker, Field Committee](#)

[Mike O'Neill, Facebook Admin](#)

The next STARS meeting will be at Walt's Hobby Town, January 9th, at 7:00. As a reminder, the meeting is always the second Wednesday of the month. The STARS monthly meetings will be held at Walt's until Spring 2019.

2019 Kick Off

First off, thank you to the STARS membership for your participation in electing the 2019 club officers at the November meeting. I'll be stepping up to position of President from Vice President. Phil Knapp was elected to Vice President. Herb Moore and Jeff Wolsley were elected to continue their roles as club Treasurer and Secretary, respectively. And Peter Seiffert will continue to very capably perform as club Safety Officer.

We should all take a moment to give some much deserved thanks to Ken Kadish, who has served as club President since 2015. In that time Ken has wrangled the club's accounting into order, seen the club through the leasing of a parcel of our land for some much needed annual revenue, and guided us on the financing and provision of new groundskeeping equipment and our new shed. Through his leadership, our annual events have continued to be pilot favorites for the region, the club has trained a number of new pilots through our flight training programs, and STARS has maintained our commitment to various community engagement events, enabling us to retain our Gold Leader club status with AMA.

Thank you, Ken, for all of your hard work and leadership these past 4 years!

And thank you to all of the club officers, field crew, event organizers and volunteers, flight school instructors, and evening cooks for putting in the extra

work necessary to making STARS the successful club it is year after year! STARS isn't the great club it is by accident, it takes members putting in the extra effort needed to make it that.

As the new club President I'll do everything I can to continue to grow our club, maintain its success, and promote the hobby we all enjoy.

With that all in mind: As was discussed at the November meeting, AMA District II Vice President, Eric Williams, has presented us with the option to host the District II Fun Fly event in 2019. I'll be speaking with Eric in the time before the January meeting and sending out an email prior to the meeting to present what I've learned, so members can come to the meeting prepared to discuss based on the latest information. We probably will not be able to delay our decision on this any further than the January 9th meeting. Expect a motion will be made at that meeting to host the D2 Fun Fly and that the members present will vote on it. If you have thoughts, concerns, questions, want to volunteer to help organize the club's efforts to put on the event, etc. please contact Paul Volcko or another officer as soon as possible and/or plan to attend the January 9th meeting to say your piece and vote on the matter.

Lastly, remember open membership dues for 2019 are due by the January meeting. Bring them to the meeting or they can be mailed to Herb Moore. According to our By-Laws, late fees will begin being assessed for dues coming in after the January meeting, unless an extension is arranged with Herb Moore. While associate members

2019 STARS dues are due. Dues can be paid at the January monthly meeting. Dues can also be sent to the Treasurer at any time. (Herb Moore 645 Gilbert Mills Road Fulton, NY. 13069) After the January meeting, there is a \$10.00 per month late fee.

can reup for 2019 at any point in the year without penalty, we encourage you to do so as soon as possible.

Thank you all for your votes of confidence and well wishes in my new role as club President. If I can ever be of help don't hesitate to contact me.

Secretary's Report: Jeff Wolsley

The November STARS regular meeting was called to order at 7:00pm. There were 17 Open Members, 2 Associate, 1 guest, and 0 youth member in attendance.

Secretary's Report:

The Secretary's Report from the October meeting was accepted as published in the September Propwash. Motion to accept by Peter Seiffert and 2nd by Herb Moore. Carried.

Treasurer's Report: Herb Moore

The treasury is in good shape. All shed shares have been repaid. Please cash your reimbursements checks as soon as possible. Christmas party and insurance are open expenses. There was some open discussion on the banking and reimbursement checks. Motion to accept by Peter Seiffert and 2nd by Lloyd Darrohn. Carried.

Committee Reports:

Field Committee: Herb Moore

Ted Anderson reported that everything is done at the field for the season. They are still waiting for parts ordered for the Simplicity mower.

Ted is leading the committee again. Please talk to Ted if you are interested in volunteering.

Lloyd also shared some info on the field. Many hands will lighten the load on the field committee.

Safety Report: Peter Seiffert

Don't fly in the rain. 2018 has turned out to be a pretty safe year.

AMA Report: Peter Seifert

I have been asked a few times about expiring **FAA registration**. Check whether or not you have a valid FAA registration, not pay attention to the date on your registration card until you check. You can access your account at www.faa.gov it helps to know your password but you can ask for a new password. You can then print a new card. The STARS does not require registration but the ARCS and other clubs do. Also check the "Model Aviation" for more information.

*I received this explanation from FAA: As of 12/12/2017, The National Defense Authorization Act for 2018 restored the FAA's registration rule with respect to model aircraft/UAV. Since you registered prior to 12/12/2017 and did not request to have your registration information deleted, the FAA has extended the expiration date until 12/12/2020, which is three years from the rule restoration date. There will be no new certificate issued. **Please keep this email as FAA's authorization to operate until 12/12/2020.***

The complete AMA safety handbook is available here- <http://www.modelaircraft.org/files/100.pdf>

Flight School: Bob Rowe

Fixed Wing- Over for the season. Looking forward to a bigger class

paul.j@volcko.net

315-673-7158

<https://www.facebook.com/pvolcko>

in 2019.

Heli Night Paul Volcko- Wrapped up for the season. Looking forward to seeing everyone back in 2019.

STARS Web Site: Paul Volcko

The address is <http://www.amadistrictiistars.org>

Please view the field cam at:

<http://www.amadistrictiistars.org/cameras.php>

This is an infrared cam so you can see some activity at night.

A new antenna is needed to maintain the internet connection.

Old Business:

Future Planning:

Field prep tables are starting to show some wear and tear. Plan on replacing them in 2019.

Food service needs a table to serve from on cooking nights.

Christmas Party- New locations being scouted.

The 2018 Airshow has received the sanction from the AMA

New Shed. Ed Nans

Many thanks again to Warren Wagner for his generosity. The plaque commemorating Warren's gift has been approved and submitted for manufacture.

The electrical components will be purchased soon for installation. Phil Morgan has the materials to build the benches.

Big Bird Giant Scale:

Big Bird night will be back on Wednesday nights in 2019. Thanks to everyone who turned out.

Food service will continue to be offered for this event.

Control Line:

Mike O'Neil -The International Ringmaster Fly-a-thon was held on Saturday October 6th. There were 7 flyers, 2 from Rochester and 3 new pilots. There were 15 flights recorded at the STARS field. There were about 7,000 flights worldwide recorded.

More details can be found at: <http://www.ringmasterflyathon.com/> or contact Mike O'Neil

Facebook:

The STARS now have a Facebook page. There are 118 members at this time. Mike O'Neil is the administrator.

New Business:

Officer Nominating Committee:

Phil Morgan closed the poles and made a motion to accept the slate of officers as published and 2nd by Skip Davis. The Secretary made the lone vote to accept the officer candidates.

Officer Candidates-

President- Paul Volcko

Vice President- Phil Knapp

Treasurer- Herb Moore

Secretary- Jeff Wolsley

Safety Officer- Peter Seiffert

Ken Kadish was thanked for his leadership over the last four years of service.

Continued Next page

STARS Christmas Party:

Please

get

your application in ASAP! The Christmas Party is 12/07. 6:00 for drinks and 7:00 for dinner. See the attached flyer. Please return the completed flyer along with your payment as soon as possible to Paul Volcko.

FPV Quad Racing: Paul Volcko

Drone Racing at the new Expo Building at the Fairgrounds on Saturday 11/17. This is a multi GPO event. This is from a group out of Buffalo. Paul says the event is free to spectators. It is \$70.00 to enter the event.

End of the Season Announcements: Phil Morgan

Phil will be taking the AED home shortly for safe keeping until spring.

The Secret Santa Sale will be at Walt's on 11/17. Please bring your favorite airplane to display. There will be a memorial for Dave Mathewson at the event.

Eric Williams would like to hold the 2019 DII Fly-In at the STARS field. This sounds like an exciting opportunity for the STARS. This will be tabled until the January STARS meeting.

Need to set the date- Possibly coordinate with the STARS Airshow.

There were 100 registered pilots at the last DII Fly-In

All the food is provided at approximately \$5.00 per person.

There will be overnight camping for 6 to 8 campers.

There was live music in the evening at the last DII Fly-In.

The cut off date for a decision from the STARS is January.

We will need a body count from Eric to determine the scale of the event

CNY Model Aircraft Forum: Peter Seiffert

The MAF will be held March 2nd 2019 at the Syracuse Academy of Science. The forum starts at 9:00 and runs to 3:00. There will be a static display, swap shop, and indoor flying in the gym. Please see the flyer in the Propwash.

Guest Columnist:

If you wish to submit a column of your own, please submit it to the Secretary. All submittals are subject to review by the Officers prior to publishing.

Club Hat Order:

Bob Rowe mentioned that anyone interested in a new STARS Club Hat can pick one up at Papa's Sports (315-455-7272), 1926 Park Street (at Park and Hiawatha). Bob says they have the STARS club logo in their inventory. They have many different styles of hats. Just ask for the STARS logo on it.

New Members:

No new members

Adjournment:

The November regular monthly meeting of the STARS was adjourned at 7:35pm.

Secretary, Jeff Wolsley

Calendar of Events for December and beyond 2018-2019 Events: *Editor's Note- Also*

watch your e-mail for sudden changes to events like cancellations or re-scheduling due to weather.

December 7th- STARS Christmas Party

March 2nd- Model Aircraft Forum and Electric fly-in

December 21- STARS Winter Fly

March 3rd- STARS Snow Fly

January 25- STARS Auction

March 16- [Canandaigua Sky Chiefs](#) Swap Meet

February 16- [RCCR Swap Meet](#)

April 13- [Finger Lakes Air Pirates](#) Swap Meet

February 23- [Oneida Lake Flyers](#) Swap Meet

The indoor schedule will be updated soon for the 2018-19 season. Please watch this space for schedule changes as they may change suddenly due to weather or other conditions.

[Camillus Indoor Aviators \(CIA\)](#) Indoor flying at First Baptist Church located at 1960 State Route 5 in Elbridge **NEED TO CONFIRM** Tuesday and Friday 6:00 to 9:00 and the first Saturday of each month 4:00 to 9:00 (2.4GHz only)

[CNY Indoor Flying Society](#) Please visit the web page for details before attending. Sacred Heart Catholic Church on Route 11, Just South of Cicero, NY. **NEED TO CONFIRM** Tuesdays and Thursdays 12:30-4:00. Saturdays 6:00-9:00.

[Walt's Hobby Town](#)- Indoor flying will be available at Walt's during normal business hours. Flying ends 1/2 hour before closing time. \$5.00 landing fee. Please contact Walt's Hobby Town for further details.

[MexAir R/C](#) Indoor flying starting **NEED TO CONFIRM** October 14 thru April, Friday night from 6pm-9pm at the Mexico Elementary School located in Mexico, NY. There is a \$5 charge for any adults who wish to fly. Anyone ages 19 or below fly for free!!

STARS Flight Schools-

The flight schools are officially over for 2018. See you all again in 2019.

Big Bird- The big bird sessions are over for the season. They will be back in 2019.





S.T.A.R.S.

Jacket Order Form



The STARS Club jacket is a blue, three season, satin finished, quilt lined jacket with the Club logo on the back and your name embroidered on the front over the left breast.

The prices: \$88.40 for S, M, L, XL; \$90.40 for 2XL; \$92.40 for 3XL

Name: _____

Address: _____

Phone: _____

Name desired on jacket: _____

Send form to: Phil Morgan
9172 Beach Road
Brewerton, NY 13029

Checks payable to: Phil Morgan (Not the STARS)


Walt's Hobby Town Secret Santa Sale 11/17/2018 *All pictures courtesy of Michael Graham.*





































S.T.A.R.S.

Auction 2019



When?

Friday, 25 January 2019

5 PM to 9 PM

Bidding starts at 6:00 PM

Where?

Walt's HobbyTown

No Admission Fee!!

Only Modeling Aircraft and Related Items will be Auctioned

10 % Commission will be charged on all Sales

Sellers will not be permitted to bid on their own Equipment

A Minimum acceptable bid will be required on each item up for Bid

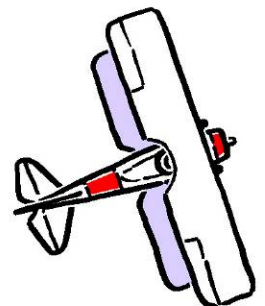
5:00 PM to 6:00 PM — Setup and Preview



Auctioneer: Phil Morgan

For more information, contact:

Phil Morgan: 315/457-3674





S.T.A.R.S.

Annual 2019 Snow Fly



When?

Sunday, 03 March 2019

11 AM to 4 PM

Where?

S.T.A.R.S. Field in Phoenix, NY

(See map on back)

❄️ **Admission: *NONE*** ❄️

Open Flying - fly when you are warm enough!

Heated, enclosed pavilion.

Power available for charging batteries.

Food & Beverages to be served all day.

Come and fly all day! ❄️

For more information, contact:

Paul Volcko, President: 315/708-2009



Sponsored by the Syracuse Thunderbirds Aero Radio Society, Inc.



Aero Radio Club of Syracuse
 Syracuse Thunderbirds Aero Radio Society
 Central New York Indoor Flying Society
 Camillus Indoor Aviators
 Finger Lakes Air Pirates



Jointly Present the 23rd Annual

***MODEL AIRCRAFT FORUM
 and Electric Fly-In
 [Swap Shop, too!]***

**Saturday, March 2, 2019
 9 AM to 3 PM**

at

Syracuse Academy of Science Charter School
 1001 Park Avenue, Syracuse, New York, 4 blocks from Hiawatha Exit off 690 East

AMA Sanctioned! AMA membership required to fly!

ELECTRIC and RUBBER FLYING HELD IN 80' x 80' x 24' INDOOR GYM

AIRCRAFT STATIC DISPLAY - FPV Flying

Swap Shop (no commission)

**STARS/ARCS FLIGHT SCHOOLS and RC FLIGHT SIMULATORS
 HOBBY VENDORS**

Concession Stand too!!

**Admission - \$5.00
 Children 12 and under - free**



For more information, contact:

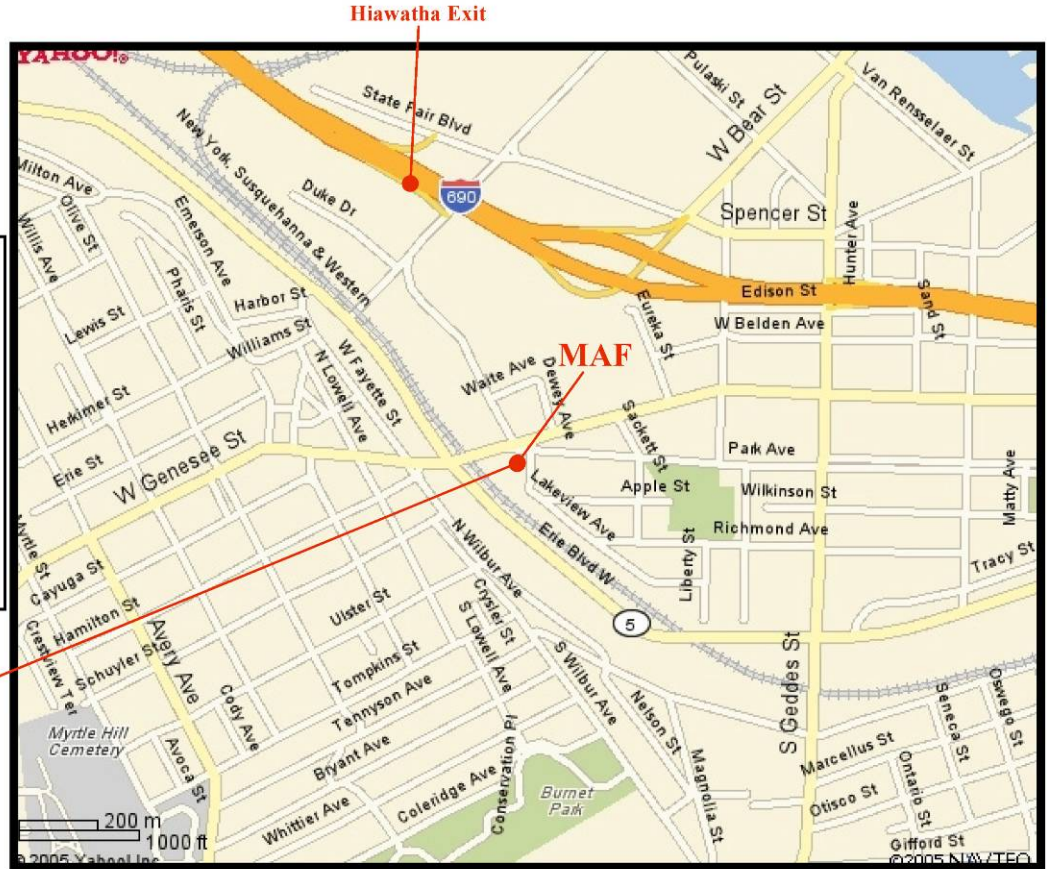
Peter Seiffert at 315/635-6370 or Herb Ziegler at 315/857-6266
 pseiffert2@gmail.com and herbz1957@yahoo.com

Bring your Indoor Aircraft and Fly with Us

The location of the Syracuse Academy of Science is just off West Genesee Street. It's diagonally across from the Harrison Bakery.

Parking is off street and immediately outside the gymnasium on the school grounds.

76° 10' 51"W, 43° 03' 12"N



Plenty of room for flying your indoor models here!! Tables will be setup on the stage for working on models and charging them.

If you have models to display or a booth to set up, the room below the flying area can accommodate all your needs. Concession stand will be open during the day for hot sandwiches and cold drinks.



IMAA Big Bird Safety Checklist

Balance

Is the longitudinal center of gravity (for and aft) within the range shown on the plans?

Is the model balanced laterally (side to side)?

Alignment

Are all the flying surfaces at the proper angle relative to each other?

Are there any twists in the wing?

Do the wings and removable tailplane seat properly on the fuselage every time?

Is the engine set at the proper thrust angle as shown on the plans?

Control Surfaces

Are all control surfaces securely attached? (i.e., hinges glued, pinned). Pull on each one to test.

Are the control horns secured to the model?

Control Linkages

Have all the linkages been checked to be sure they are secure?

Are the clevises closed? (Keepers or fuel tubing should be fitted to ensure they stay closed)

Engine / Motor Mount Security and Operation

Are all engine mount screws tight, including mount to bulkhead if applicable?

Are the propeller bolts and/or spinner tight? If a single nut, is there a safety nut as well?

Does the throttle work without binding?

Does the throttle trim tab shut down the engine?

Has the propeller been balanced and checked for damage?

Are the propeller tips painted a contrasting color? (while not essential it makes the propeller much easier to see)

Has the engine been thoroughly test run? (engine idle and throttle up properly)

Is the fuel tank installed correctly? (i.e., carburetor at the same height as fuel tank, fuel tank clunk in proper position and moving freely, fuel lines in good condition and connected to the engine correctly)

Radio Equipment

Are the receiver and the battery securely mounted and padded with foam to protect from vibration and shock?

Are all the electrical connectors secure?

Is the receiver antenna fully extended and in good condition?

Are the batteries charged and in good condition (check under load with a volt meter if unsure)?

Are all servo securely fastened to the rails or trays?

Are servo arms firmly attached with screw in place?

Are all push rods firmly secured in servo arms (again keepers or fuel tubing should be fitted)?

Are the control throws in the correct direction with proper amount of deflection (as per plan)?

Rudder & tail wheel: Left stick should move the rear of the rudder and tail wheel to the left.

Nose wheel: Left stick should move the front of the nose wheel to the left

Aileron: left stick should move left aileron up and right down.

Elevator: Pulling back on the stick should move the back of the elevator up.

Canard: Pulling back on the stick (elevator) should make the front of the canard move up

Throttle: With trim set fully forward, pushing the stick forward should open throttle fully. With trim set fully backward, pulling the stick back should fully close the throttle.

Has a full range check been performed? (see below)

Undercarriage (where fitted)

Is the undercarriage firmly attached to airframe and the wheels securely retained?

Does aircraft taxi in a straight line?

General

Is the covering tight with no visible signs of damage?

Are the retaining bolts in place and secure?

Are all hatches, cowls and canopies secure?

Are all components structurally sound?

Is your name and contact details marked on the model somewhere easily visible? (in case it's lost)

Range Checking the radio

Verify frequency is available and mark it as yours if necessary.

Turn on transmitter check the correct model is selected (if applicable) and then turn on the receiver.

Important: make sure the transmitter aerial is down fully.

Ask someone to help and walk away from the model until signs of loss of control is apparent. If electric powered ensure that the range is not worse with the motor running.

Before EVERY flight:

Check the receiver battery pack to ensure enough charge for the flight intended.

Check for damage and the control throw direction of all surfaces.

Advertisements:



Store Hours:

Monday/Friday: 9:00am-9:00pm -- Tuesday/Wednesday/Thursday: 9:00am-6:00pm -- Saturday: 10:00am-5:00pm -- Sunday: 11:00am-5:00pm

Phone Number:

(315) 453-2291

waltshobby.com



Open 10-7 Tuesday thru Sunday.

315-532-6826

www.mexairrc.com

www.facebook.com/mexairrc

**Winner of AMA 2015 Hobby Shop Award
for signing up new AMA members.**

FOR SALE:

See the Propwash email for a PDF of Dave Mathewson's aircraft for sale.



Aircraft for Sale.pdf

Please visit the Southern Tier RC Swap Shop. Dan Luchaco has included me in his mailing list. The current edition is sent along with the Propwash in the monthly email. All contact information is included with the ads.



Hobby Warranty
Contact List 2016.xls

If you want to list modeling items for sale, R/C services offered, or a really neat R/C web site, this would be a good spot. Free for members. Send your advertisement by e-mail to jwolsley@verizon.net. Please put STARS ADVERTISEMENT in the subject line.

Links-

New website to check out- <http://www.flyboyzblog.com/>

This site has articles pertaining to both full scale and model aircraft. Check it out.

Howard Blair found an interesting video from YouTube on micro flight

<http://www.youtube.com/watch?v=fuoFA2fKjEo&feature=fvst>

Tom Catalino pointed out this site. An excellent site for Lipo battery info-

<http://sites.google.com/site/tjnguytech/charging-how-tos/balance-connectors>

Peter Seiffert sent along the following web site- www.servodatabase.com/servos/all

Mike Graham has a torque conversion chart-



Arming Switch Information-

AMP'D- Arming The Big Boys, by Greg Covey November 2007

http://www.rcuniverse.com/magazine/article_display.cfm?article_id=950

RunRyder- How To Make A Spark Arrestor for an ESC by Lucien Miller

<http://www.helifreak.com/archive/index.php/t-289393.html> look down to the post from gbidwell from 4-24-2011 0601am. That's the exact article that I have from RunRyder.

Note- Many of the newer ESC's have a built in spark arrestor. If you still see and hear the spark, this is a good idea to save the plugs.

The Link for the AMA is:

<http://www.modelaircraft.org/>

The link for the AMA DII Calendar is:

<http://www.amadistrictii.org>

The link for the club yahoo users group is:

http://groups.yahoo.com/grjwoup/stars_club_members/ (Don't forget to sign in)

The link for the STARS club home page at DII is

<http://www.amadistrictiistars.org/>

The link for the STARS club web cam is:

<http://www.amadistrictiistars.org/scam.html>

The Propwash News Letter is also available at YAHOO GROUPS. The current news letter and previous years/months are viewable and printable from there.

Please contact Mike Graham tanjmg82@aol.com to join the STARS Yahoo group. Send Mike an email asking to join from your preferred email account. Mike will then reply with an invite to join the group. The invitation contains the links and instructions necessary to join.



STARS Field Satellite photo



HOW DO I LEARN MORE?

Get ready to get schooled.

AMA Flight School is a free educational resource for anyone interested in unmanned aircraft systems (UAS) operation and model flying.

Designed to answer the question, "How do I...?", AMA Flight School provides information about topics such as:

- Battery and operational safety
- Building your own multicopter aircraft
- Travelling with your aircraft and batteries
- Participating in the Search and Rescue challenge with UAS4STEM.

Learn more at (www.uac4stem.org).

There's a great pilot in you.
Go find it!

www.amaflightschool.org



Welcome to the club.

The Academy of Model Aeronautics (AMA) is the largest model aviation organization in the world. At 175,000 members strong, we're standing behind you to give you the support and guidance you need to be successful and, most importantly, have a great time.

AMA members enjoy a suite of great benefits tailored to model pilots such as:

- Liability insurance
- Subscription to *Model Aviation* magazine
- Competition privileges
- Education and youth scholarships
- Flying site assistance

For more information, visit www.ModelAircraft.org.

THE MOST FUN YOU CAN HAVE (WITHOUT A LICENSE).

Flying is just for fun.

Currently, no individual or government agency may operate an unmanned aircraft system (UAS), commonly called a drone, in a commercial or public capacity without a Certificate of Authorization from the FAA.

Common examples of prohibited use include, but are not limited to:

- Real estate & wedding photography
- Inspection or surveying services
- Film or television production
- Search and rescue operations

Interested in commercial or public use flying?

There are options available to you through the Federal Aviation Administration (FAA).



For more information, visit www.KnowBeforeYouFly.org.



WE'RE YOUR GUIDE TO RESPONSIBLE FLYING.

Flying guidance provided by the Academy of Model Aeronautics, the world's largest model aviation organization.

KNOW FLY Here's what you need to know.

Learn more at www.amaflightschool.org

1

law Obey local ordinances.

Some municipalities prohibit the operation of unmanned aircraft systems (UAS) in public spaces such as parks and school grounds.

Even if nothing is posted, it's good to check with local authorities before you fly in public spaces.



2

limits Fly within guidelines.

These include rules set forth by federal law and guidelines recommended by the Academy of Model Aeronautics (AMA).

- Do not fly above 400 feet.
- Do not fly anything heavier than 55 lbs.
- Do not fly beyond your line of sight.
- Do not fly in high winds or reduced visibility.
- Do not fly under the influence.
- Do not fly within 25 feet of bystanders.

3

surroundings Know the conditions.

Don't fly your UAS or model aircraft near bystanders or during emergency situations such as a wildfire, medical evacuation or search-and-rescue operation unless authorized by the proper authorities.

Watch for and avoid potential hazards in your environment such as:

- Manned aircraft
- Unprotected people
- Moving vehicles
- Roadways
- Private property
- Infrastructure
- Deteriorating weather



4

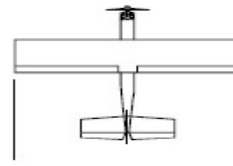
airspace Share the sky.

The Federal Aviation Administration (FAA) expects all unmanned aircraft systems (UAS) operators to:

- See and avoid manned aircraft
- Be aware of Temporary Flight Restrictions (TFRs) that affect the operation of UAS or remote controlled aircraft.
- Never fly within 5 miles of an airport without contacting airport authorities.



S.T.A.R.S. Field Rules



1. General:

- A. License: All pilots, students, and flying guests *must* have a current membership in a nationally recognized model aircraft association in order to fly. Those pilots participating in the Park Pilot Membership Program must fly models that weigh two pounds or less and be incapable of reaching speeds greater than 60 mph. They must be electric or rubber powered, or of any similar *quiet* means of propulsion.
- B. Spectators: Only those people essential to flight operations will be permitted in the pit area; all others will remain on the spectator side of the fence.
- C. Impound: All pilots, students, and flying guests must place their transmitter(s) in the impound area immediately upon arriving at the field.
- D. Vehicles: Vehicles will not be permitted *on* the flying field.
- E. Crash Debris: Pilots must retrieve all pieces of their aircraft after a crash. Particularly, attention must be made to obtaining all pieces of aircraft that land in the neighboring fields under cultivation.
- F. Trash: All members will take home their own trash.
- G. Alcoholic Beverages: Members will not consume alcoholic beverages prior to, nor during, participation in any *modeling* operations.
- H. Smoking: Smoking will not be permitted in the pit area or on the flight line.
- I. Mowing: Flying on the field will not be permitted if the field is being mowed or maintained.

2. Transmitters:

- A. Frequency Control (*For non 2.4 GHz transmitters only*): All members, students, and guests *must make use of the field frequency control system*. Each pilot will obtain the correct frequency flag (or pin) from the impound board and attach it to his/her transmitter before attempting to fly.
- B. Range Checks: Each pilot will conduct a successful radio equipment ground range check before flying a new or repaired aircraft and prior to each flying session.

3. Engines:

- A. All internal combustion engines run at the field will have a silencer (except for small displacements of .09 cubic inches or less).
- B. When running an engine in the pits, keep neighboring personnel behind the prop arc.

4. Flying:

- A. Boundaries: Flying over the pit area or the spectator side of the fence is prohibited, unless beyond the control of the pilot(s).
- B. Taxing: Taxing is prohibited in the pit area!
- C. Flying:
 - (1). Pilots will initiate their first turn after takeoff away from the pit and spectator areas.
 - (2). Engines will not be started before 9 AM Monday through Saturday and 11 AM on Sunday (*electrics may start at 10 AM*), unless approved by the Event Director.
 - (3). No more than three aircraft will be permitted in the air at one time.
 - (4). All flying will be conducted from the designated flight boxes.
 - (5). Hand launching of aircraft is prohibited from the pits.
 - (6). Flight operations will cease during electrical storms.

5. Guests:

- A. All guests must have a current membership in a nationally recognized model aircraft association in order to fly.
- B. Guests may fly at the field only with the approval of a member in good standing and only as long as a sponsoring member *remains at the field*. Guests will not fly unattended.

- C. A local guest will be allowed to fly at the field on three (3) separate occasions and then will be asked to join the Club.
- D. An out-of-town guest may make arrangements with the Club to fly at the field while visiting the area. The Club Officers and the Safety Officer will handle each out-of-town visitor on a case-by-case basis.
- E. *All guests are required to extend every courtesy to current members sharing the same flying frequency*. But when there is a conflict over who shall fly, the Club member will have the first option to fly. Both the guest and the members should use common sense while sharing the flight line or using the same radio frequencies.

6. RC Aircraft Utilizing "First Person View" Systems (AMA Document 550):

A. GENERAL:

- (1). FPV flying of radio control model aircraft by AMA members is allowed only for noncommercial purposes as a hobby/recreational and/or competition activity.
- (2). All FPV flights must be conducted in accordance with AMA's current National Model Aircraft Safety Code and any additional rules specific to the flying site/location.

B. OPERATIONS – REQUIREMENTS - LIMITATIONS:

- (1). *AMA FPV novice pilots undergoing training with an experienced AMA FPV pilot should use a buddy-box system if practicing at a low altitude (below 100 feet) or practice at a safer, higher, altitude when no buddy-box system is an option.*
- (2). All FPV flights require an AMA FPV pilot to have an AMA FPV spotter next to him/her maintaining VLOS with the FPV aircraft throughout its flight.
- (3). The FPV pilot must brief the FPV spotter on the FPV spotter's duties, communications and hand-over control procedures before FPV flight.
- (4). The AMA FPV spotter must communicate with the FPV pilot to ensure the FPV aircraft remains within VLOS, warning the FPV pilot of approaching aircraft, and when avoidance techniques are necessary.
- (5). The FPV spotter may at any time during an FPV flight acquire the transmitter from the FPV pilot and assume VLOS control of the aircraft.
- (6). If the FPV pilot experiences a problem due to a loss of video link, orientation, or is unable to safely fly, he/she must abandon FPV mode and fly VLOS or pass the RC transmitter to the FPV spotter to assume VLOS control of the aircraft.
- (7). Before initial FPV flight and after any flight system changes or repairs, FPV model aircraft must be test flown by conventional VLOS to determine that flight systems are working properly.
- (8). FPV model aircraft must use frequencies approved by the FCC for both the RC system and the wireless video system. Pilots must meet applicable FCC licensing requirements if they choose to operate the RC flight control system or the wireless video system on Amateur Band frequencies.

C. RANGE – ALTITUDE – WEIGHT – SPEED:

- (1). One of the requirements in Federal Law (Public Law 112-95 Sec 336 (c) (2) February 14, 2012) for model aircraft to be excluded from FAA regulations is that model aircraft be flown within VLOS of the operator.
- (2). Model aircraft flown using FPV must remain at or below 400 feet AGL when within 3 miles of an airport as specified in the AMA Safety Code.
- (3). Model aircraft flown FPV are limited to a weight (including fuel, batteries, and onboard FPV equipment) of **55 lbs.** and a speed of **100 mph**.

STARS

Field Protocol

Dedicated to responsible
RC fun with safety by
choice, not chance.

5

1. General:

- A. Civil and courteous behavior is required at the field at all times.
- B. Safety is paramount and everyone's business. Use common sense in all matters.
- C. It is strongly recommended that you do not fly alone.
- D. Learn where the First Aid station is located and inform the Field Committee if material has been issued from it.
- E. When opening or closing combination locks, *always* set the wheels to 0000.
- F. Last member out must close and lock the refrigerators, pavilion, and main gate.
- G. Cell phones are not to be used on the flight line or in the pavilion near the transmitters.

2. Engine Courtesy:

- A. Long term tuning and initial break-in should be conducted away from the pits and spectators (usually at the engine break-in stand).
- B. Do not direct prop wash at other modelers, their aircraft, equipment, or bystanders behind the pit fence. Kindly inform those bystanders near the fence that you intend to start an engine before you do so.

2. Flying Courtesy:

- A. Any person wishing to enter an active flying field or runway to cross same or to retrieve an aircraft, must loudly announce their intention to all fliers on the flight line.
- B. A "landing" aircraft has the right of way over an aircraft "taking-off".
- C. A "dead stick" aircraft has the right of way over all others.
- D. All take-off and landing attempts must be announced to other pilots on the flight line. Take-offs are normally announced by saying "taking off", and landings are announced by saying "landing" or coming in". Dead stick landings are announced clearly to all pilots in the pits and on the flight line by saying "dead stick".
- E. A pilot having difficulty in controlling his/her aircraft must announce to all in the pits and on the flight line that he/she is experiencing radio or mechanical problems. Pilots on the ground preparing to fly will turn off their transmitters and wait for the problem to be resolved before continuing to fly. Fliers in the air will stay clear of the aircraft in distress and will land, if possible, as long as it does not contribute to the crisis. All personnel near the pit area must be alerted to the situation.
- F. If a crash occurs on the field or in the pits, all flying will stop until the accident has been investigated and the debris has been cleared from the field.
- G. Normal flight duration is 10 minutes. Obviously, flight time may be extended if there are no other pilots waiting to fly or waiting for a particular radio channel.
- H. When you have finished flying, please return your transmitter to the impound.

3. Good Earth Policy:

- A. Place recyclables in the appropriate container in the pavilion.
- B. Turn off all pavilion lights when departing the field for the night.
- C. The field does not have a trash removal service. If you carry anything to the field, carry it back out.
- D. If a pilot or guest brings a pet to the field, he/she will be responsible for supervising the animal's conduct while at the field. Please observe all appropriate Field Rules.
- E. If you smoke, please place all cigarette butts in the butt cans in the field.
- F. Do not throw cans or bottles or any other trash in the outhouse pits.
- G. DO NOT DRINK THE WELL WATER. Well water is to be used for washing only.

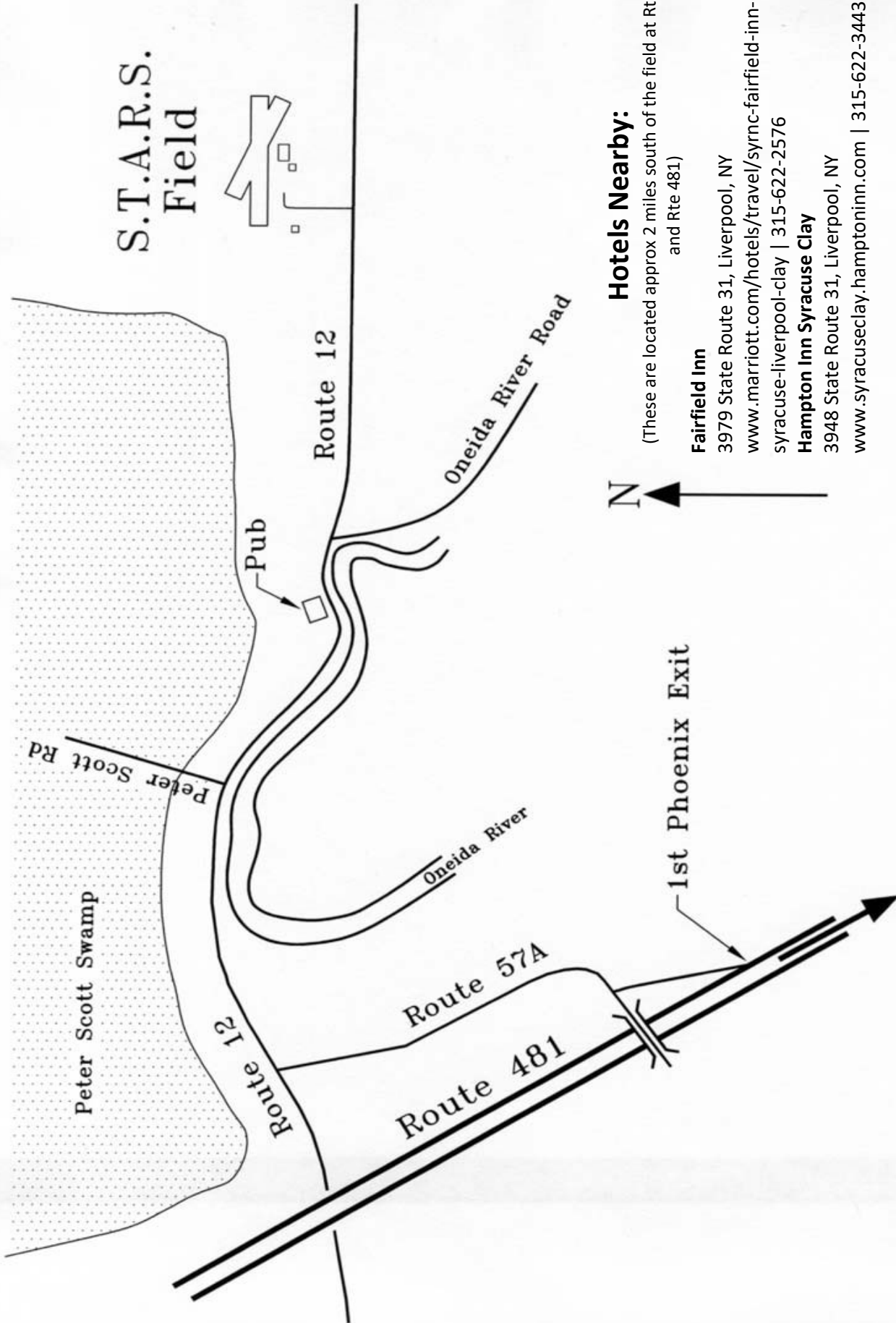
4. Replacement Courtesy:

- A. Where an individual's plane or property is damaged by the actions of another individual, it will be the responsibility of the two parties to resolve the situation in an appropriate manner.

STARS POLICY REGARDING PHOTOGRAPHY

- STARS is a membership organization organized under the laws of the State of New York.
- The STARS flying field, located in Phoenix, New York, is owned by STARS, and as such, is privately owned property.
- The purpose of this policy is to limit and restrict the reproduction of images, in any form, of the STARS property and the activities which occur thereon.
- While the STARS property is privately owned, members, guests, and the general public are welcome at the field during published field hours of operation. Members, guests and the public must adhere to all rules imposed by STARS regarding entry upon and/or the use of STARS property, including the STARS policy on photography.
- The reproduction of images of the STARS field or the activities thereon, in any form, is a privilege and not a right.
- Except as provided below, the reproduction of images of the STARS field or activities thereon in any form, including, but not limited to film and digital still photography, and video photography in either film or digital form, is strictly forbidden.
- Violation of this policy will result in immediate expulsion of the violator from the STARS premises, and may subject the violator to criminal and/or civil sanctions and penalties.
- Members in good standing of STARS shall be exempt from the above requirements so long as any images or video produced of the STARS premises or the activities thereon are for personal and non-commercial use.
- Guests and the general public may be permitted to photograph or video the STARS property and activities thereon, but only for personal and non-commercial use, and only with the prior written consent of the Club's executive board.

Map to the STARS



Hotels Nearby:

(These are located approx 2 miles south of the field at Rte 31 and Rte 481)

Fairfield Inn

3979 State Route 31, Liverpool, NY

www.marriott.com/hotels/travel/syrnc-fairfield-inn-syracuse-liverpool-clay | 315-622-2576

Hampton Inn Syracuse Clay

3948 State Route 31, Liverpool, NY

www.syracuseclay.hamptoninn.com | 315-622-3443



To No. Syracuse
and Route 81

N43.23696, W76.24550

starsmap.dwg
rev 12 Feb 03

Map to S.T.A.R.S. Flying Field in Phoenix, New York



Est. 1965

Syracuse Thunderbirds Aero Radio Society

Online at: <http://www.amadistrictiistars.org>



Charter 473

Membership Application Form

Date: _____

Membership: Open (\$160 share+\$60 dues) Extra Family member (\$30.00)
 Associate (\$75.00) Youth (< AMA age 19 - \$0.00)
 Park Pilot - Associate (\$75.00) Park Pilot - Youth (< AMA age 19 - \$0.00)

Name: _____

Address: _____

Phone (for roster): _____

AMA: _____ DOB: _____

STARS Member(s) Contacted: _____

Primary Interests (Sport, Scale, Pattern, Fun Fly, etc.): _____

Email Address (for newsletter and notices): _____

Emergency Contact Name: _____ Phone: _____

You must be a current member of the Academy of Model Aeronautics (AMA) in order to join the STARS. Please show your AMA card to the Officer given this application or include a photocopy of the application for the license.

"I have read and agree to abide by the STARS Field Safety Rules." (on back)

Submit this form to a Club Officer

Rev 16aug17